














Junior Men Wakeboard Results

Homologation: National

	Name	Country	Qualifications	LCQ	Final
1	Verlijndonk Remco	BEL 	21,45		39,11
2	Bouwhuis Mark	NED 	49,11		38,00
3	Larking Olivier	BEL 	29,89		31,11
4	Louagie Maxime	BEL 	17,89	29,56	28,22
5	Pattyn Laurens	BEL 	12,00	12,67	12,11
6	Lammens Henri	BEL 	29,45		4,89
7	Dessein Arthur	BEL 	11,56	11,67	
7	Waegebaert Marco	BEL 	7,78	15,23	
9	De Meyer Olivier	BEL 	6,33	6,56	
9	Last Dinand	NED 	9,22	11,22	
















Open Women Wakeboard Results

Homologation: National

	Name	Country	Qualifications	Final
1	Pattyn Amber	BEL 	17,22	31,11
2	Braeckman Alexia	BEL 	14,67	12,33
3	Schmit Annemie	LUX 	7,22	7,56

Open Men Wakeboard Results

Homologation: National

	Name	Country	Qualifications	LCQ	Semi finals	Final
1	Bonnet Julien	BEL 	18,67	67,89	57,22	59,56
2	Callebert Michael	BEL 	60,45		54,67	54,22
3	Bac Alfred	NED 	41,78		47,89	44,11
4	Lammens Arthur	BEL 	32,89		42,89	42,89
5	Remijnsen Quinten	BEL 	36,78		25,33	19,56
6	Lefief Amory	BEL 	22,00		29,67	14,00
7	Bouwhuis Thomas	NED 	41,67		42,67	
7	Verdonck Luc	BEL 	31,89		15,56	
9	Callebert Sean	BEL 	13,89	26,78	0,70	
9	Ockhuijsen Michel	NED 	40,22		20,89	
11	De Meyer Thibo	BEL 	38,22	38,11		
11	Deschrijver Wouter	BEL 	10,67	26,56		
13	Viaene Sebastiaan	BEL 	35,56	34,89		
13	Wattel Harm	NED 	1,00	22,11		
15	Kroon Nils	NED 	3,45	18,45		