









2017 E&A Cableski Juniors and Senior Championships









Overall Juniors under 15 Team classification Team results

- 08/09/2017 - 11/09/2017

	Country	Name	Categ.	Slalom	Tricks	Jump	Overall
1	 Belarus			2611,23	2933,33	2891,97	8436,53
		(6) Parkhomenka Alena*	-15 F	*914,63	*997,62	*1000,00	
		(60) Lapkouski Kiryl*	-15 M	*891,72	*1000,00	*986,15	
		(4) Khuhryakova Irina*	-15 F	30,49	*935,71	817,11	
		(1) Belskaya Maryia*	-15 F	*804,88	457,14	787,61	
		(3) Hvozdzeva Sofia	-15 F	780,49	838,10	758,11	
		(64) Straltsou Ilya*	-15 M	127,39	373,17	*905,82	
2	 Ukraine			2756,48	1864,71	2724,00	7345,19
		(15) Misailova Krystyna*	-15 F	*939,02		*911,50	
		(16) Rybak Iryna*	-15 F	*951,22	*1000,00	*923,30	
		(17) Samovolik Ivan*	-15 M	*866,24	*864,71	*889,20	
3	 Slovakia			2853,66	941,90	2558,60	6354,16
		(8) Fedorova Lucia*	-15 F	*1000,00	*392,86		
		(9) Csokasova Nika*	-15 F	*853,66	150,00	*802,36	
		(65) Saxa Samuel*	-15 M	76,43	*267,19	*850,42	
		(62) Zambory Tobias*	-15 M	*1000,00	*281,85	*905,82	
4	 Germany			1668,79	710,44	1281,37	3660,60
		(76) Hillenbrand Laura*	-15 F	*1000,00	*471,43	*707,96	
		(27) Hasch Marvin*	-15 M	*668,79	*239,01	*573,41	
5	 Israël			993,63	118,38	1000,00	2112,01
		(19) Asher Yuval*	-15 M	*993,63	*118,38	*1000,00	
6	 Poland			611,46	198,42	936,29	1746,17
		(80) Wycisk Mateusz*	-15 M	*611,46	*198,42	*936,29	
7	 Netherlands			585,99	67,64	426,59	1080,22
		(72) Potze Ernesto*	-15 M	*585,99	*67,64	*426,59	
8	 Austria			121,95			121,95
		(13) Gassner Miriam*	-15 F	*121,95			





Overall Juniors under 19 Team classification Team results

- 08/09/2017 - 11/09/2017

	Country	Name	Categ.	Slalom	Tricks	Jump	Overall
1	 Belarus			2768,30	2840,27	2897,44	8506,01
		(2) Charnyshova Luisa*	-19 F	*890,62	*1000,00	*1000,00	
		(7) Valuiskaya Lizaveta*	-19 F	*906,25	*840,27	*897,44	
		(56) Antonau Anton*	-19 M	*971,43	*1000,00	*1000,00	
		(57) Artsiomau Yahor	-19 M	828,57	722,75	874,09	
		(58) Harbachuk Viktor	-19 M	800,00	516,40	869,25	
		(61) Liasnoi Arseni	-19 M	85,71	666,67	857,14	
2	 Germany			2842,86	1065,61	2171,46	6079,93
		(74) Ehlmann Lukas*	-19 M	*942,86	*329,10	*629,54	
		(73) Astner Felix*	-19 M	*900,00	*328,04	627,12	
		(79) Meier Finn-Maximilian*	-19 M	57,14	*408,47	*702,18	
		(77) Meier Jana Chathreen*	-19 F	*1000,00	237,58	*839,74	
3	 Poland			1770,54	908,32	2757,06	5435,92
		(119) Zawadzki Konrad*	-19 M	*1000,00		*978,21	
		(118) Oborski Konrad*	-19 M	*614,29	57,14	593,22	
		(81) Nowakowski Jakub*	-19 M	121,43	*336,51	602,91	
		(21) Polkowska Zuzanna*	-19 F	*156,25	*171,81	*823,72	
		(22) Wozniak Idalia*	-19 F	93,75	*400,00	*955,13	
4	 Israël			1971,43	1070,90	1121,07	4163,40
		(70) Goldenberg Yahali*	-19 M	*942,86	*354,50	*825,67	
		(67) Fridman Tomer*	-19 M	*85,71	*375,66	*295,40	
		(68) Asher Roi*	-19 M	*942,86	*340,74		
5	 Austria			1893,31	576,72	593,22	3063,25
		(10) Bodingbauer David*	-19 M	*828,57	*444,44	*593,22	
		(12) Wenger Vanessa*	-19 F	*171,88			
		(11) Fiala Philipp*	-19 M	*892,86	*132,28		
6	 Ukraine			142,86	1621,61	578,69	2343,16
		(14) Kravchenko Glib*	-19 M	*142,86	*754,50	*578,69	
		(18) Shevtsova Yeva*	-19 F		*867,11		
7	 Slovakia			1000,00	477,25	757,87	2235,12
		(66) Vasko Daniel*	-19 M	*1000,00	*477,25	*757,87	
8	 Netherlands			78,12	202,68	314,10	594,90
		(71) De Leijer Jasmijn*	-19 F	*78,12	*202,68	*314,10	

Overall Seniors 1 Team classification Team results

- 08/09/2017 - 11/09/2017

	Country	Name	Categ.	Slalom	Tricks	Jump	Overall
1	 Germany			2200,00	2140,28	2031,13	6371,41
		(97) Usinger Jürgen*	Se1 M	*222,22	262,59	*190,66	
		(87) Schiewe Rolf*	Se1 M	222,22	*557,55		
		(78) Jelonnek Thorsten*	Se1 M	*1000,00	*582,73	*840,47	
		(75) Hillenbrand Andreas*	Se1 M	*977,78	*1000,00	*1000,00	
2	 Israël			1933,33	1007,19		2940,52
		(69) Moverman Alon*	Se1 M	*888,89			
		(112) Gilboa Eliezer*	Se1 M		*723,02		
		(111) Fridman Erez*	Se1 M	*44,44	*284,17		
		(20) Fridman Blat Naomi*	Se1 F	*1000,00			
3	 Poland			244,44	1223,02	902,72	2370,18
		(110) Mos Michal*	Se1 M	*111,11	*870,50		
		(116) Kedrak Michal*	Se1 M	*133,33	*352,52	*902,72	
4	 Netherlands			66,67	215,83	735,41	1017,91
		(114) De Leijer Joost*	Se1 M	*66,67	*215,83	*735,41	